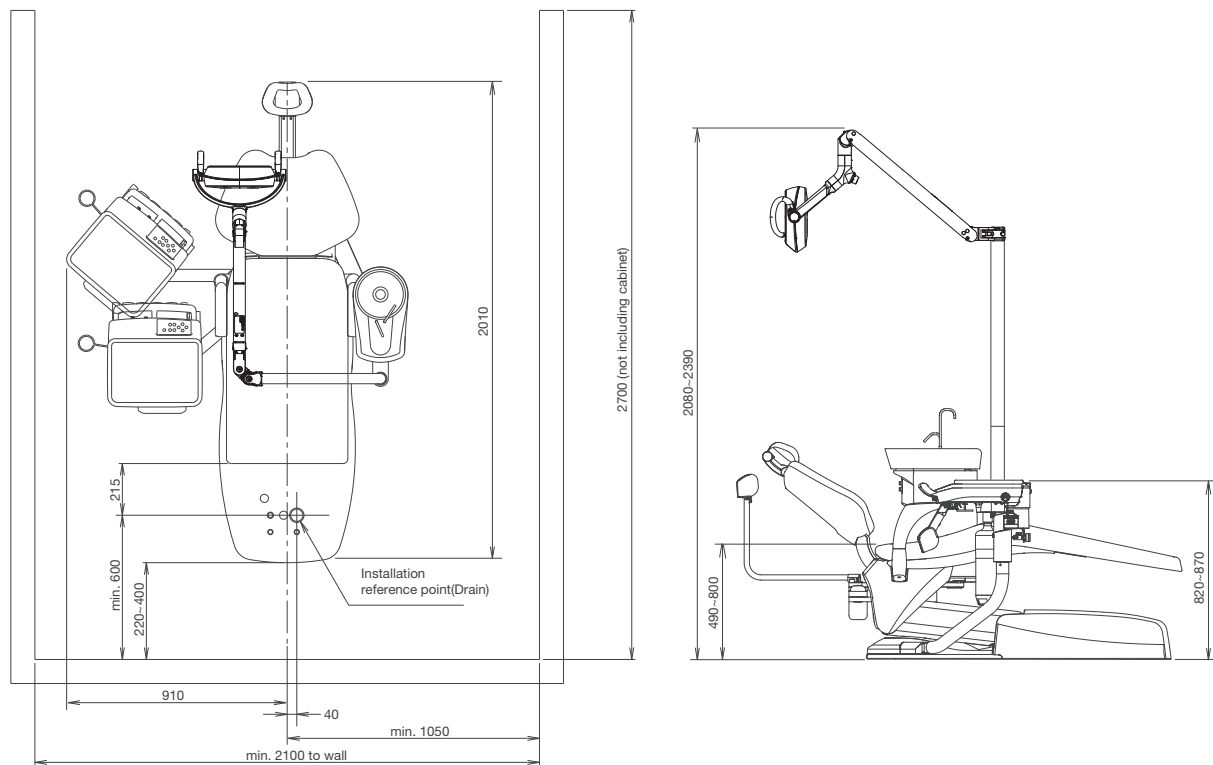


Dimensions

size(mm)

■ CLESTA eIII SWING

CLESTA eIII SWING



<https://dental.takarabelmont.co.jp/>



Names of Components
Dental Unit : CLESTA eIII SWING
Dental Chair : CLESTA eIII CHAIR(SWING TYPE)
Dental Light : EURUS LIGHT

TAKARA BELMONT CORPORATION 2-1-1, HIGASHISHINSAIBASHI, CHUO-KU, OSAKA, 542-0083, JAPAN +81-6-6213-5945

The specifications and colors are subject to change without notice.

REF D-150 2302 GBTS



CLESTA eIII SWING

Light as Air

The doctor table is simple and practical to use. It can be moved lightly and petite female dentists and assistants can also move the doctor table without straining their arms. This characteristic reduces fatigue for them and leads to prolong their working lifetime.

Basic, Light, and Flexible

Basic

- Easy changeover to right/left handed use
- Easy-access handpiece holders
- Compact space
- Smooth tilting movement by hydraulic system
- Ergonomically shaped cushions

Light

- Base-mount doctor table can be moved lightly and smoothly even for ladies
- Reducing fatigue for arms of dentists and assistants and leads to prolonged working lifetime
- Fitting position with precise movement by light headrest


Flexible

- Making comfortable operating space
- Providing a variety of operating styles and preparation zones as you like



Just "SWING it" to Right/Left Handed Use


This model provides two- and four-handed working positions and various operation and preparation zones.
Ambidextrous changeover is easy and takes only a few minutes.
Dentists and assistants can position the doctor table and assistant holder as they like.



Fit your position
The doctor table can be adjusted with three-level height and each dentist can position it appropriately.

Smooth and Relax

The hydraulic mechanism ensures smooth and quiet movement of the joints and provides a comfortable feeling for patients. The new twin-axis headrest system, capable of making a wide range of adjustments, can be fine-tuned in increments of 7.5 degrees, accommodating patients from children to adults.
The chair has a low initial height with 200kg load capacity.



Rotating armrests
The armrests are designed with a length and shape that make it easy for patients to hold, and the side-rotating mechanism helps elderly patients mount and dismount the chair with ease.

Dental Light



EURUS LIGHT

The EURUS LIGHT provides sensor activation, stepless intensity between 5,000 lx and 34,000 lx, reproduces natural light with a high functional color rendering capacity.



Detachable light components

Lens cover and autoclavable light handle can be removed with a single lever action for easy cleaning.

Specifications

		● Standard	○ Selectable
Chair			
Twin-axis headrest		●	
Armrest at both sides rotated		●	
8-way foot switch (Manual/Auto)		●	
Dentist Element			
Air turbine/air motor for Midwest 4-holes turbine hose		○	
Air turbine/air motor for Midwest 4-holes turbine hose with fiber optic		○	
Electric micromotor		○	
Electric scaler		○	
3-way syringe		●	
Membrane switch (Chair Auto/Manual, Cupfiller)		●	
Small size operator's table with silicon mat		●	
Foot controller		●	
Foot controller with chair foot switch		○	
Clean water system		○	
Assistant Element			
High-volume evacuator & saliva ejector handpiece		●	
3-way syringe		○	
Cuspidor Element			
Air timed cupfiller & bowl flush		●	
Water heater		○	
Monitor bracket		○	
Water service outlet		○	
Air service outlet		○	
Light			
EURUS LIGHT		●	

Upholstery Color Options

The colors come in four themes: warm, cool, earth and vitamin. Any choices from these leather colors should match the interior appointments of your clinic.

[Seamless]

Warm Color						
	Coral Pink/ES20	Light Pink/ES30	Beige/ES21	Camel/ES14	Bordeaux/ES12	Black/ES8
Cool Color						
	Mint Blue/ES5	Indigo Blue/ES25	Light Blue/ES16	Purple/ES26	Light Gray/ES33	Gray Teal/ES28
Earth Color						
	Rose/ES34	Mauve/ES27	Forest/ES31	Aldo Blue/ES23	Ash Gray/ES32	Chocolate/ES11
Vitamin Color						
	Scarlet Red/ES24	Mandarin Orange/ES22	Lemon Yellow/ES2	Yellow Green/ES18	Sky Blue/ES7	Blue/ES29

[Luxury]

Black/SH1	Dark Blue/SH9	Maroon/SH7	England Green/SH18	Orange/SH22	Camel/SH10
Mustard Yellow/SH6	Ivory/SH15				